
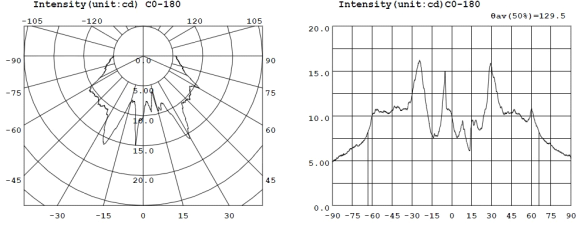
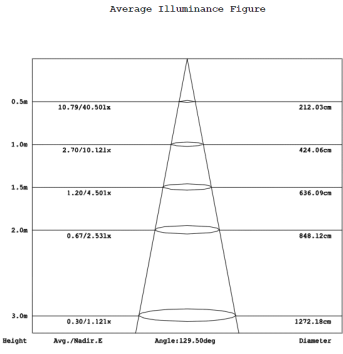
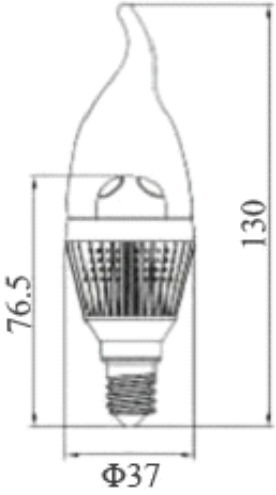


# Specification

Product Name		<b>LED Candle Light</b>	Image	
Model No.		<b>BM-CandleD-2W</b>		
Optical characteristic	LED source	Bridgelux	Photometric data	
	LED type	1W High power		
	CCT	6000-6500K		
	LED quantity	1PCS		
	Cover Type	Glass		
	Luminous efficiency	90LM/W		
	Luminous Flux	>140LM		
	CRI	Ra ≥ 75		
Beam angle	140°			
Electricity characteristic	Input voltage/Current	AC85V-277V/ 0.012A-0.04A	LUX	
	Frequency	50-60Hz		
	Output voltage	3-4V		
	Output current	450ma ± 3%		
	Power	2W		
	LED Power	1.5W		
	Power efficiency	≥ 85%		
	Power factor	>0.95		
Dimmable	Optional			
Other characteristic	Surface temperature	55°C (environment temperature 31°C)	Structure	
	Operating temperature	-35°C -- +55°C		
	Installing method	Screw		
	Work humidity	5%-95%RH		
	Storage temperature	-40°C -- +65°C		
	Equivalent halogen bulb	15W		
	IP rate	IP64		
	LED lifespan	>40000h		
	Casing material	AL		
	Weight	45g		
	Size	Φ 35.4*124mm		
	Socket	E11 E12 E14 E17		
Box size	1pcs/box 42×42×130mm			
Carton size	100pcs/carton 220×220×530mm			