
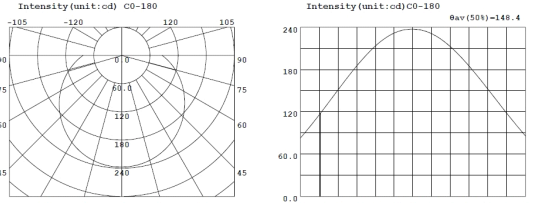
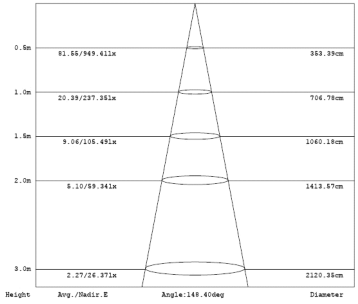



Specification

Product Name		LED Flood Light	Image	
Model No.		BM-WWL-36WC		
Optical characteristic	LED source	Bridgelux	Photometric data	
	LED type	1W High power		
	CCT	2700K-7000K		
	LED quantity	36PCS		
	Cover Type	Glass		
	Luminous efficiency	90LM/W		
	Luminous Flux	3600LM		
	CRI	Ra ≥ 75		
Beam angle	120°			
Electricity characteristic	Input voltage/Current	AC85V-277V/ 0.172A-0.472A	LUX	<p>Average illuminance Figure</p> 
	Frequency	50-60Hz		
	Output voltage	27-36V		
	Output current	1200ma ± 3%		
	Power	40W		
	LED Power	36W		
	Power efficiency	≥ 85%		
	Power factor	> 0.95		
Dimmable	NO			
Other characteristic	Surface temperature	55°C (environment temperature 31°C)	Structure	
	Operating temperature	-35°C -- +55°C		
	Installing method	Screw fixation		
	Work humidity	5%-95%RH		
	Storage temperature	-40°C -- +65°C		
	Equivalent halogen bulb	80W		
	IP rate	IP65		
	LED lifespan	> 40000h		
	Casing material	AL		
	Weight	3.3kg		
	Size	L312*W167*H59mm		
	Socket	-----		
	Box size	1pcs/box 340×175×210mm		
Carton size	4pcs/carton 350×350×425mm			