
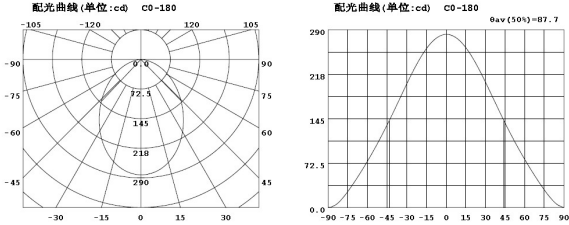

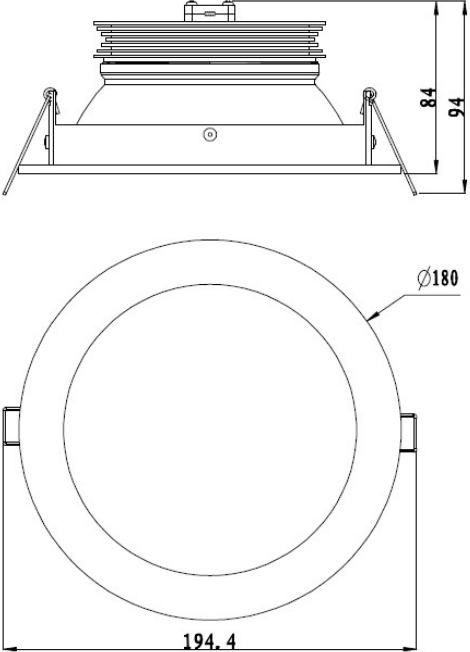


# Specification

Product Name		<b>LED Down Light</b>		Image	
Model No.		<b>BM-FPDL-12W</b>			
Optical characteristic	LED source	Bridgelux		Photometric data	
	LED type	1W High power			
	CCT	6000-6500K			
	LED quantity	12PCS			
	Cover Type	PMMA			
	Luminous efficiency	90LM/W			
	Luminous Flux	>1150LM			
	CRI	Ra ≥ 75			
Beam angle	30° 60°				
Electricity characteristic	Input voltage/Current	AC85V-277V/ 0.056A-0.165A		LUX	
	Frequency	50-60Hz			
	Output voltage	36-42V			
	Output current	300ma ± 3%			
	Power	14W			
	LED Power	12W			
	Power efficiency	≥ 85%			
	Power factor	>0.9			
Dimmable	Optional				
Other characteristic	Surface temperature	55℃(environment temperature31℃)		Structure	
	Operating temperature	-35℃ -- +55℃			
	Installing method	Screw			
	Work humidity	5%-95%RH			
	Storage temperature	-40℃ -- +65℃			
	Equivalent Incandescent lamp	100W			
	IP rate	IP64			
	LED lifespan	>40000h			
	Casing material	AL			
	Weight	595g			
	Size	Φ 180*H81mm			
	Opening Size	Φ 160mm			
	Box size	1pcs/box 188×188×87mm			
Carton size	32pcs/carton760×760×175mm				