
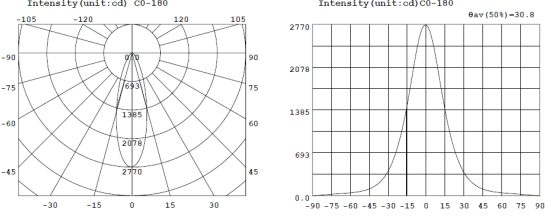

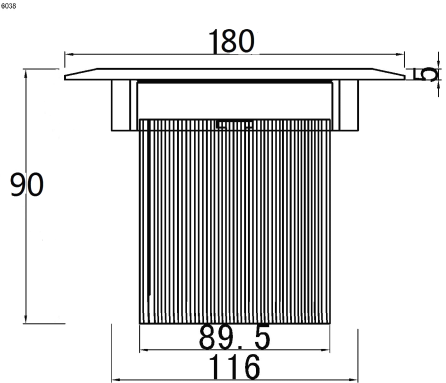


Specification

Product Name		LED Down Light	Image	
Model No.		BM-DL-24W		
Optical characteristic	LED source	Bridgelux	Photometric data	
	LED type	1W High power		
	CCT	6000-6500K		
	LED quantity	24PCS		
	Cover Type	PMMA		
	Luminous efficiency	90LM/W		
	Luminous Flux	>2450LM		
	CRI	Ra ≥ 75		
Beam angle	30° 60°			
Electricity characteristic	Input voltage/Current	AC85V-277V/ 0.101A-0.329A	LUX	
	Frequency	50-60Hz		
	Output voltage	72-84V		
	Output current	300ma ± 3%		
	Power	28W		
	LED Power	24W		
	Power efficiency	≥85%		
	Power factor	>0.9		
Dimmable	Optional			
Other characteristic	Surface temperature	55°C (environment temperature 31°C)	Structure	
	Operating temperature	-35°C -- +55°C		
	Installing method	Screw		
	Work humidity	5%-95%RH		
	Storage temperature	-40°C -- +65°C		
	Equivalent Incandescent lamp	250W		
	IP rate	IP64		
	LED lifespan	>40000h		
	Casing material	AL		
	Weight	1150g		
	Size	Φ 180*90mm		
	Opening Size	Φ 140mm		
Box size	1pcs/box 188×188×100mm			
Carton size	18pcs/carton 580×580×220mm			