
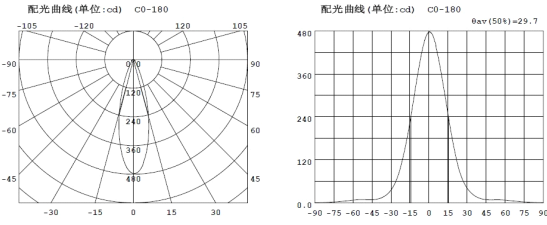
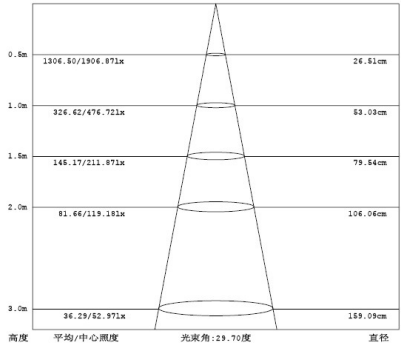
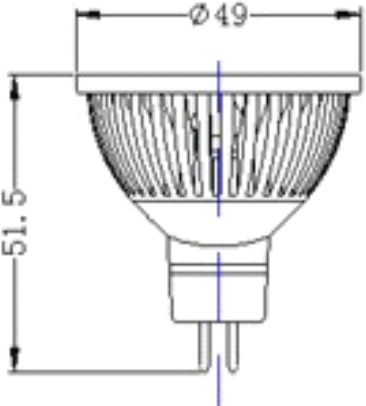


## Specification

|                            |                              |                                     |  |                  |   |
|----------------------------|------------------------------|-------------------------------------|--|------------------|---|
| Product Name               |                              | LED Spotlight                       |  | Image            |    |
| Model No.                  |                              | BM-3LED-B                           |  |                  |   |
| Optical characteristic     | LED source                   | Bridgelux                           |  | Photometric data |     |
|                            | LED type                     | 1W High power                       |  |                  |   |
|                            | CCT                          | 6000-6500K                          |  |                  |   |
|                            | LED quantity                 | 3PCS                                |  |                  |   |
|                            | Cover Type                   | PMMA                                |  |                  |   |
|                            | Luminous efficiency          | 90LM/W                              |  |                  |   |
|                            | Luminous Flux                | >270LM                              |  |                  |   |
|                            | CRI                          | Ra ≥ 75                             |  |                  |   |
| Beam angle                 | 30° 60°                      |                                     |  |                  |   |
| Electricity characteristic | Input voltage/Current        | AC85V-277V/ 0.018A-0.060A           |  | LUX              |  |
|                            | Frequency                    | 50-60Hz                             |  |                  |   |
|                            | Output voltage               | 9-12V                               |  |                  |   |
|                            | Output current               | 300ma ± 3%                          |  |                  |   |
|                            | Power                        | 3.6W                                |  |                  |   |
|                            | LED Power                    | 3W                                  |  |                  |   |
|                            | Power efficiency             | ≥ 85%                               |  |                  |   |
|                            | Power factor                 | > 0.7                               |  |                  |   |
| Dimmable                   | Optional                     |                                     |  |                  |   |
| Other characteristic       | Surface temperature          | 55°C (environment temperature 31°C) |  | Structure        |  |
|                            | Operating temperature        | -35°C -- +55°C                      |  |                  |   |
|                            | Installing method            | Screw                               |  |                  |   |
|                            | Work humidity                | 5%-95%RH                            |  |                  |   |
|                            | Storage temperature          | -40°C -- +65°C                      |  |                  |   |
|                            | Equivalent Incandescent lamp | 25W                                 |  |                  |   |
|                            | IP rate                      | IP64                                |  |                  |   |
|                            | LED lifespan                 | >40000h                             |  |                  |   |
|                            | Casing material              | AL                                  |  |                  |   |
|                            | Weight                       | 100g                                |  |                  |   |
|                            | Size                         | Φ 48.5*65mm                         |  |                  |   |
|                            | Socket                       | E11 MR16 E26 E27                    |  |                  |   |
| Box size                   | 1pcs/box 60×60×75mm          |                                     |  |                  |   |
| Carton size                | 100pcs/carton 330×330×320mm  |                                     |  |                  |   |